





ISS 90x90

Directional LED arrows.


Versions with **8** or **13** lights.





Optional remote control.



Certification	Basic 211 EN12352 L8H	
LED colour	●	
Powered by	12/24 VDC	
Model	  	
	13 lights	8 lights
Power cons.	30 Ah	30 Ah
Dimensions	900 x 900 x 105 mm	

ISS 60x60



Certification	Basic 102 EN12352 L2H	
LED colour	●	
Powered by	12 VDC 24 VDC su richiesta	
Model	  	
	13 lights	8 lights
Power cons.	28 Ah	28 Ah
Dimensions	600 x 600 x 65 mm	